



Farm Carbon Calculator

Using the Farm Carbon Calculator

How to calculate your farm's carbon footprint

This how to guide should help with the process of calculating your carbon footprint using the Farm Carbon Calculator. There is also a video available which guides you through the process.

1 Create an account or login

It's easy to create an account. Go to our website and Register for a free account, or Login if you already have one. It's quick and easy! <https://calculator.farmcarbontoolkit.org.uk/>

Register

Login

2 Collate your data

Before you start using the Calculator, collate your data first. This can be the most time consuming part of doing your carbon footprint! Download our free spreadsheet which gives you all the categories and units you need, and helpful hints on where to access information.

All data relates to your farm business over the past 12 months, with the exception of capital items (such as machinery and buildings) which is anything under 10 years old. If you have items which are shared between the farm and the house, estimate a percentage used and adjust figures accordingly.



Data collection for farmers.xls

Once you know where to get your data, and the formats required, it's a lot quicker to collate the next time you do a carbon report.

3 Create a report

In your account, click on My Reports; this will take you to the place where all your reports are saved. To create a new report click on Add New Report. This will take you to the Data Entry page.



ADD NEW REPORT

At any time you can come back to My Reports, and edit or view any of your other reports.

4 Enter your data

The Data Entry page looks like this:

Home Farm 01 Jan 2020

MY REPORTS

VIEW REPORT

Categories	Fuels	+ ADD NEW	Live results
Fuels <input checked="" type="checkbox"/>	Emissions from the use of fuels, electricity, travelling and contractors. These include scope 1 (direct) and scope 3 (indirect – such as processing and transport) emissions.		Emissions Totals Type t CO ₂ e/year Total: 0.00
Materials <input checked="" type="checkbox"/>			Offset Totals Type t CO ₂ e/year Total: 0.00
Inventory <input checked="" type="checkbox"/>			
Crops <input checked="" type="checkbox"/>			
Inputs <input checked="" type="checkbox"/>			
Livestock <input checked="" type="checkbox"/>			
Waste <input checked="" type="checkbox"/>			
Distribution <input checked="" type="checkbox"/>			
Sequestration <input checked="" type="checkbox"/>			

The **categories** are on the left in brown. You can click on any one you like, at any time, but it makes sense to enter data sequentially. Use data **from the spreadsheet** to fill in this part of the report.

To enter data click on **+ Add New** and a drop down box will give a range of options, and then other drop downs give more options. Fill in all data that is applicable to your farm business; if it's not, leave it out. There are **helpful hints** throughout the data entry section to help you fill it in.

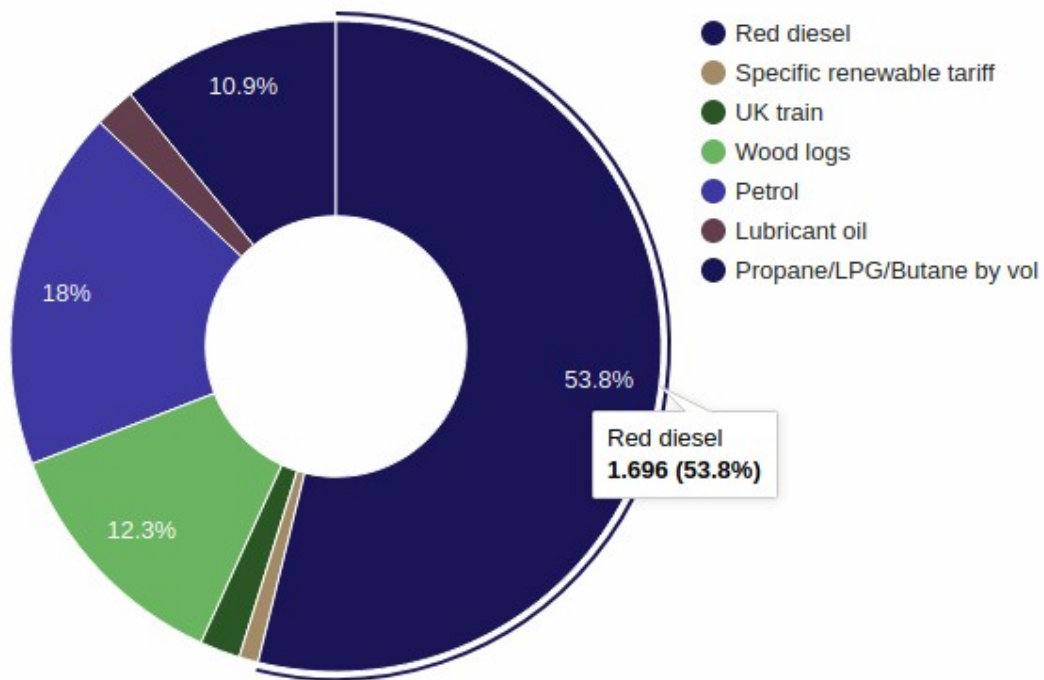
Go through each category, and click on the toggle when you're done with each section.

Complete every section, then you're ready to view your report. However, as you go along you can view **live results** – see below.

5 View live results

After you have entered any data, you can immediately see the results in terms of Carbon Dioxide equivalent (CO₂e) in tonnes per year.

It will look something like this:



This shows the results in terms of percentages for each item you've entered in the category – in this example, it's Fuels. Click on either a segment in the chart, or an item in the list and a pop up will show you the exact item, emission and percentage of the total emissions.

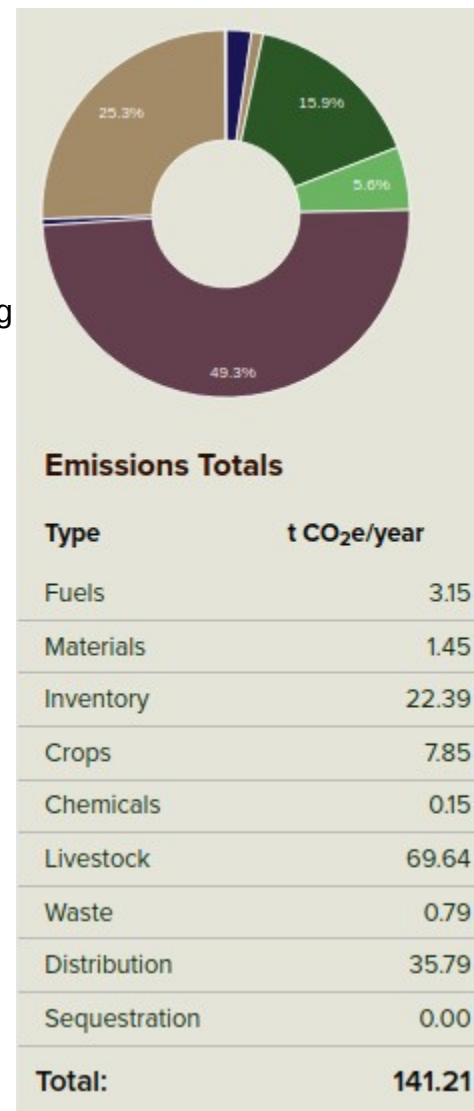
Below that you will see a table of emissions. At any time you can **edit** or **delete** any item in the list.

Fuel type	Quantity	Emissions (t CO ₂ e)		
Liquid fuels > Red diesel	500 litres	1.6955	EDIT	DELETE
Electricity > Specific renewable tariff	1,200 kWh	0.0300	EDIT	DELETE
Public transport > UK train	800 miles	0.0630	EDIT	DELETE
Solid fuels > Wood logs	250 kg	0.3881	EDIT	DELETE
Liquid fuels > Petrol	200 litres	0.5652	EDIT	DELETE
Liquid fuels > Lubricant oil	20 litres	0.0641	EDIT	DELETE
Gas fuels > Propane/LPG/Butane by vol	200 litres	0.3428	EDIT	DELETE
Total for Fuels:		3.15		

On the right hand side is a chart and table of the emissions of all data you have entered, in each category. Again, click on each item or segment for more information.

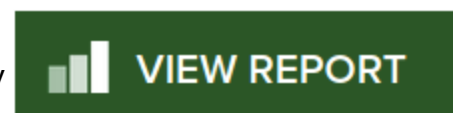
This function, along with the category emissions, not only gives you an excellent **overview** of how your carbon footprint is stacking up, but also enables the Farm Carbon Calculator to act as a **decision making tool**.

For example, you could start a new report and make some comparisons on the impact of planting some new woodland, switching from plastic to paper bags, using a new electric vehicle, building your soil organic matter...this list is long!



6 View full report

Once you have completed all the data entry click on View Report. Note that you can toggle back and forth between Report and Data Entry at any time.



The report gives you three levels of detail, **Summary, Detailed Summary and Full Results**. These offer you varying levels of detail and analysis of the carbon footprint of your business.

You'll see there are also buttons to go back to **My Reports**, **Edit Data** of your current report, **Download a PDF** of your Report, and **Edit Farm Details** including the name, soil type, yield, and farm area.

Example farm

MY REPORTS

EDIT DATA

DOWNLOAD PDF

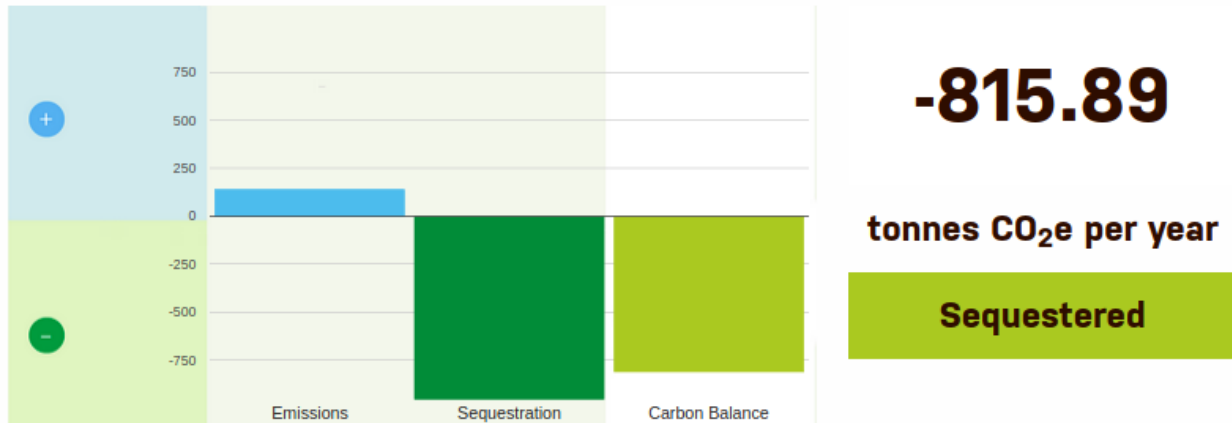
EDIT FARM DETAILS

Summary

Detailed Summary

Full Results

Total emissions



7 Make changes

The main idea of the Calculator is help farmers make positive changes to reduce their carbon footprint, year on year. There are lots of opportunities to cut emissions in all sectors, and to increase carbon sequestration in the soils and biomass on your farm.

From the Calculator you will be able to see the carbon **hotspots** on your farm. Whilst cutting emissions from all parts of your business is important, don't shy away from tackling the big ones.

Carbon sequestration offers huge potential to 'offset' your farm emissions, and is going to be a clear policy direction for farming subsidies in coming years.

In Full Results you'll see links to relevant sections of our **Toolkit**, which gives detailed advice, information and resources for farmers and growers to reduce their emissions or increase sequestration in specific areas.

We also offer [Farm Carbon Consultancy](#) where we offer consultancy and training to farmers and organisations who want more in depth support. We work with farmers, growers, food businesses and consultants large and small.

We encourage all our users to repeat the process once a year!



Farm Carbon Calculator